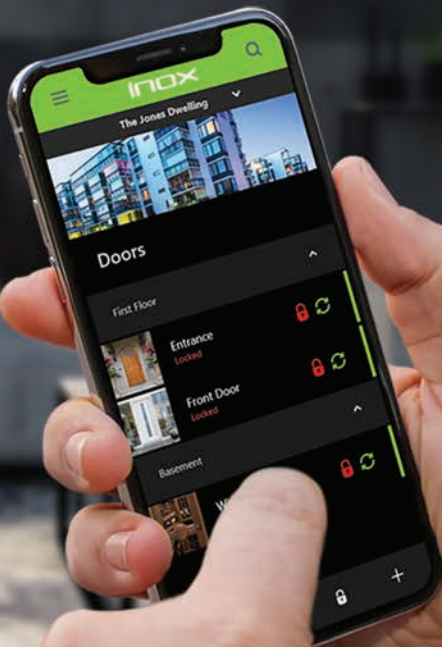


inoxSmart®

A Safer,
Simpler
Lifestyle.



INOX Smart Solutions for Swing Doors



ISD-BT100



ISM-ADR500



IST-IC6500



ISC-CY6100

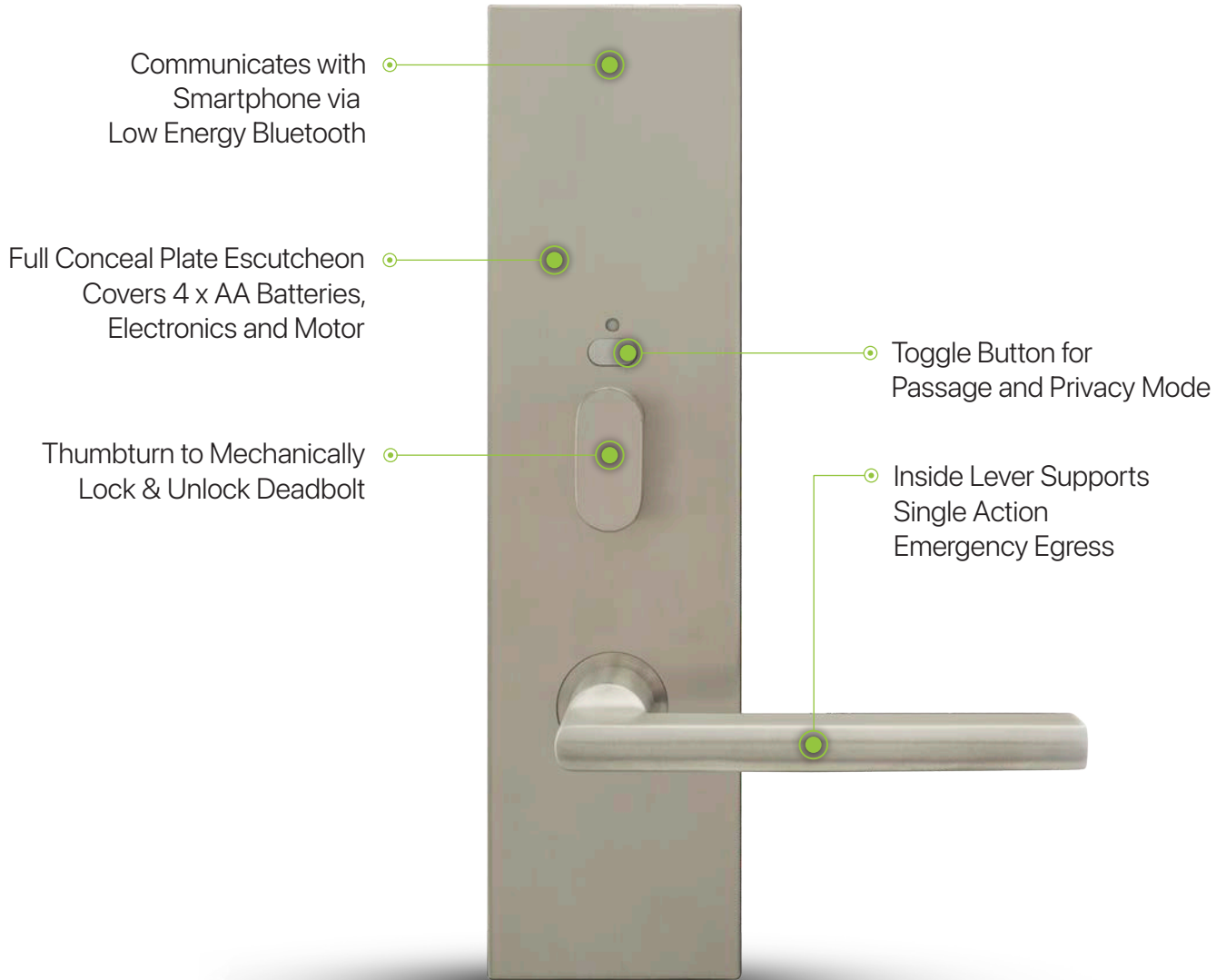


ISM-MC7000

ISM-SFR MC7000 Outside Trim



ISM-MC7000 Inside Trim



ISM-MC7000 Additional Trims

Full Plate Escutcheon with Keypad



Sectional Round Reader and Lever



Sectional Keypad and Lever



ISM-ADR500 Art Deco



Outside Trim
(Shown in 38 Aged Brass)



Inside Trim
(Shown in 38 Aged Brass)



IST-IC6500 Smart Interconnect



Outside Trim
(Shown in C19 Ceramic Flat Black)



Inside Trim
(Shown in C19 Ceramic Flat Black)


ISC-CY6100 Smart Cylindrical



Outside Trim
(Shown in CDB Ceramic Dark Bronze)



Inside Trim
(Shown in C19 Ceramic Flat Black)



*Available finishes include 19G, 26D, PVD4, PVD15 and CeraMax.

ISD-BT100 Smart Deadbolt



Outside Trim
(Shown in C19 Ceramic Flat Black)



Inside Trim
(Shown in CDB Ceramic Dark Bronze)

INOX Smart Solutions for Sliding Doors

Outside
Trim

Inside
Trim

Communicates with
Smartphone via
Low Energy Bluetooth

Mechanical
Key Override

Patented
Anti-Binding
Winged Deadbolt

Toggle Button
for Passage and
Privacy Mode

Thumbturn to
Mechanically Lock
& Unlock Deadbolt

Inside Lever
Supports
Single Action
Emergency Egress

Full Selection
of ADA Compliant
Door Pulls

ISM-PD9500

Fifteen Standard
Stainless Steel
Designer Levers



INOX Smart Solutions for Access Control

Lock/Unlock via Smartphone, RFID, or Passcodes, both Onsite and Remotely

Real-time DPS/LBM/DBM Monitoring and Notifications

Integrates with Electric Strikes (Mortise, Cylindrical, RIM Exit)

Customizable User Identity and Access Management (IAM)

Scalable Without Expensive Servers, Encoders, or Monitoring Panels

Unique Passage and Privacy Modes with Automated Scheduling


IP66 WATERPROOF

The image shows a black vertical keypad reader/controller with a numeric keypad (1-0, *, #) and a circular button at the bottom. Green callout lines connect various features to the device. To the left, two smartphone screens display the INOX app interface, one with a green lock icon and one with a red lock icon. A green bar is visible at the top of the keypad. A square icon with three water droplets and the text 'IP66 WATERPROOF' is located at the bottom right.

ISK-B300
Keypad Reader / Controller

Access Control in a Box

Everything you need to upgrade existing door systems for remote locking / unlocking and access management.



Cylindrical, Mortise,
or RIM Electric Strike
with Latchbolt Monitoring

BLE / Wi-Fi / Zigbee
Plug-in Gateway


2x RFID Fobs
and Stickers



Black or Aluminum
Reader / Controller



Plug-in
Power Supply



Door Position
Sensors



INOX Smart App: Door List

The screenshot shows the INOX Smart App interface on a smartphone. The app has a green header with the 'inox' logo and a search icon. Below the header is a dropdown menu for property selection, currently set to 'F-S Loft'. The main section is titled 'Doors' and has a toggle for 'ALL' screen options. A list of doors is shown under the heading 'Bldg A, 1st Floor'. Each door entry includes a small image, the door name, its lock status (e.g., 'Locked' or 'Unlocked'), and a refresh icon. A 'D2 Club House' entry has 'Edit' and 'Delete' buttons. At the bottom, there is a back arrow, a refresh icon for all doors, and a 'One-Touch Lock All' icon.

Dropdown Menu to Access Any Property

Global Search for Properties, Doors, Users, e-Keys & More

Dark or Light Screen Options

Door Lock Status

Swipe Left to Edit or Delete Doors

Refresh Status for Single Door

Refresh Status for All Doors

One-Touch Lock All: Lock All Visible Doors and Scroll Down to Lock More



INOX Smart App: Lock / Unlock



INOX Smart App: Passage & Privacy Mode

Passage Mode

Allows Doors to Remain Unlocked

Deadbolt is Automatically Retracted Even if Manually Thrown

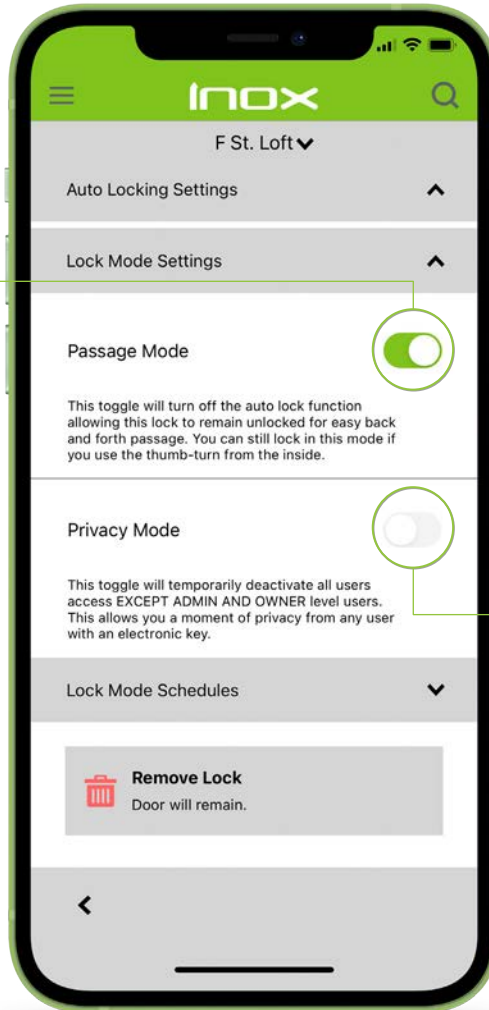
One Time or Recurring Schedule



Laundry



Gym




Privacy Mode

Keeps Doors Locked, Even When Unlock is Requested by RFID or Smartphone

Disabled When the Inside Lever is Engaged

One Time or Recurring Schedule



Clubhouse



Single Stall or Unisex Bathroom

Lever Design Options



201 Cologne



202 Munich



205 Frankfurt*



509 Stuttgart*




221 Aurora*



243 Sunrise*



244 Twilight*



276 Plaza*



318 Café*



319 Hampton*



320 Empire*



321 Valencia*



328 Java



345 Tokyo



346 Osaka*

Finish Options



32 Bright
Stainless Steel



32D Satin
Stainless Steel



*PVD4
Satin Brass



19G
Graphite Black




C19G CeraMax
Graphite Black



C19 CeraMax
Flat Black



CDB CeraMax
Dark Bronze



CGY CeraMax
Stormy Grey